



District Report Card: 2017


State: Lakshadweep	District: Lakshadweep
Class: 3	Subject: Language
Schools: 33	Students: 928


Participation/Coverage


Students

<div>GENDER</div> <div></div>	Boys				Girls			
	Number		%		Number		%	
	522		56.25		406		43.75	

<div>AREA</div> <div></div>	Rural				Urban			
	Number		%		Number		%	
	582		62.72		346		37.28	

<div>CATEGORY</div> <div></div>	SC		ST		OBC		GEN	
	Number	%	Number	%	Number	%	Number	%
	0	0.00	914	98.49	14	1.51	0	0.00

<div>CWSN</div> <div></div>	LD	VI	HI	S&LD	ID	Oth
	1	2	0	3	5	1

<div>Management</div> <div></div>	Government			Government-aided		
	Number		%	Number		%
	928		100.00	0		0.00

Average Performance of Students in Language (%)

Overall	Gender		Area		Management		Social Group			
	Male	Female	Rural	Urban	Govt.	Aided	SC	ST	OBC	GEN
55.26	52.94	58.24	56.72	52.79	55.26	0.00	0.00	55.27	54.76	0.00

Performance on Learning Outcomes (LOs)

Learning Outcomes	Description	Average Performance(%)
L304	Reads small texts with comprehension i.e., identifies main ideas, details, sequence and draws conclusions	54.98
L312	Reads printed scripts on the classroom walls: poems, posters, charts etc.	55.82

Range of Performance of Students who Answered Correctly							
Below 30%		30% - 50%		50% - 75%		Above 75%	
Number	%	Number	%	Number	%	Number	%
137	14.76	233	25.11	398	42.89	160	17.24

Lowest Performing Learning Outcomes (LOs)

- 1 - Reads small texts with comprehension i.e., identifies main ideas, details, sequence and draws conclusions (54.98)
- 2 - Reads printed scripts on the classroom walls: poems, posters, charts etc. (55.82)